



**United States Victims of State Sponsored
Terrorism Trust Fund**

15X5608

Investment Reporting

FY 2023

July 31, 2023

Period Name: 2023-10

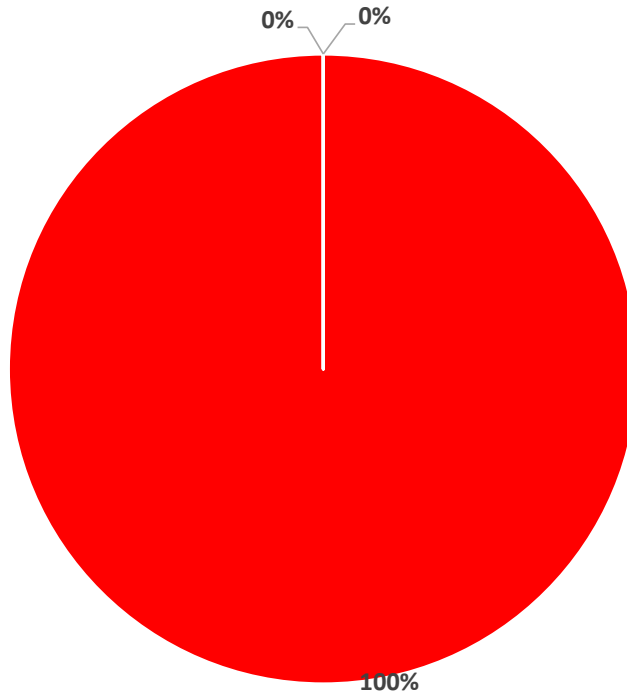
Table of Contents

	Page(s)
Investment Reports - 15X5608	2-5
Investment Reports - 15X56081	6-9
Investment Reports - 15X56082	10-13
Trial Balance(s)	14-17
Balance Sheet	18-21
Income Statement	22-25
Monthly Activity	26-29
Footnotes	30-31

United States Victims of State Sponsored Terrorism Trust Fund
15X5608 - General
FY 2023
July 31, 2023
Period Name: 2023-10

Investment Allocation

■ ONE DAY ■ BILLS ■ NOTES



Investment Allocation		
Type	Amount Shar/Par	Percentage
ONE DAY	-	0%
BILLS	165,225,182.71	100%
NOTES	-	0%
Total	165,225,182.71	100%

-

United States Victims of State Sponsored Terrorism Trust Fund
Investment Summary
15X56081 - Fairness for 9/11 Families Act
FY 2023
July 31, 2023
Period Name: 2023-10

Summary of Investment Activity


Beginning Investment Balance	44,725,750.14
Investment Transaction Activity Per Actual Date Completed	
Total Purchases	896,718,511.16
Total Maturities	(896,514,176.56)
Total Sells	-
Total Investment Transactions	204,334.60
Transactions that affect Buy/Sell Investment Activity	
Total Initial Discount	-
Total Initial Premium	-
Total Amortization Cost	-
Total Income Earn One Day	(204,334.60)
Total Income on Market Based Investments	-
	(204,334.60)
Monthly Receipts/Disbursement/Residual	
Additions	-
Subtractions	-
Residual/ Activity in USSGL 1010	-
	-
Total Transactions that affect Investment Balance	(204,334.60)
Ending Investment Balance	44,930,084.74

Security Balances

Security Number	Type	Security Description	Maturity Date	Interest Rate/ Coupon Rate	Amount Shar/Par	Initial Discount	Initial Premium	Amortization	Accrued Income	Estimated Next Coupon Amount	Next Coupon Date	Yield to Maturity	weigntea Yield to Maturity
ONE DAY	07/31/2023	ONE DAY	ONE DAY 5.370% 08/01/2023	8/1/23	5.370%	44,930,084.74	-	-	-	-	-	5.18%	5.18%
						-	-	-	-	-	-		
						-	-	-	-	-	-		
						-	-	-	-	-	-		
						-	-	-	-	-	-		
						-	-	-	-	-	-		
						-	-	-	-	-	-		
						-	-	-	-	-	-		
						-	-	-	-	-	-		
						-	-	-	-	-	-		
						-	-	-	-	-	-		
						-	-	-	-	-	-		
						-	-	-	-	-	-		
						-	-	-	-	-	-		
						-	-	-	-	-	-		
						-	-	-	-	-	-		
						-	-	-	-	-	-		
						-	-	-	-	-	-		
						-	-	-	-	-	-		
Total						44,930,084.74	-	-	-	-	-	5.18%	5.18%

United States Victims of State Sponsored Terrorism Trust Fund
15X56081 - Fairness for 9/11 Families Act
FY 2023
July 31, 2023
Period Name: 2023-10

Investment Allocation
■ ONE DAY



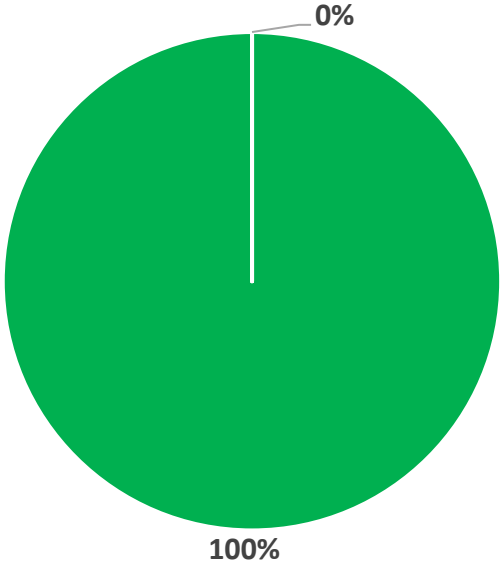
Investment Allocation		
Type	Amount Shar/Par	Percentage
ONE DAY	44,930,084.74	100%
Total	44,930,084.74	100%

-

United States Victims of State Sponsored Terrorism Trust Fund
15X56082 - Beirut and Khobar Towers
FY 2023
July 31, 2023
Period Name: 2023-10

Investment Allocation

■ ONE DAY ■ NOTES



Investment Allocation		
Type	Amount Shar/Par	Percentage
ONE DAY	3,051,769,273.26	100%
NOTES	-	0%
Total	3,051,769,273.26	100%

United States Victims of State Sponsored Terrorism Trust Fund
Investment Related - Trial Balance - Unaudited
15X5608 - Combined
FY 2023
July 1, 2023 through July 31, 2023
Period Name: 2023-10

USSGL	COST CENTER	USSGL/COST CENTER DESCRIPTION	MANDATORY(M)/DISCRETIONARY(D) BALANCE(B)/NEW(N), COMBINATION(XX)	BEGINNING MONTHLY BALANCE	NET MONTHLY ACTIVITY	YEAR TO DATE BALANCE
101000	-	FUND BALANCE WITH TREASURY	-	33,733,402.67	-653,177.97	33,080,224.70
134200	-	INTEREST RECEIVABLE - INVESTMENTS	-	0.00	0.00	0.00
161000	-	INVESTMENTS IN U.S. TREASURY SECURITIES ISSUED BY THE BUREAU OF THE FISCAL SERVICE	-	3,247,192,932.55	14,731,608.16	3,261,924,540.71
161100	-	DISCOUNT ON U.S. TREASURY SECURITIES ISSUED BY THE BUREAU OF THE FISCAL SERVICE	-	-159,364.70	-6,732.87	-166,097.57
161300	-	AMORTIZATION OF DISCOUNT AND PREMIUM ON U.S. TREASURY SECURITIES ISSUED BY THE BUREAU OF THE FISCAL SERVICE	-	22,766.39	72,146.51	94,912.90
310100	-	UNEXPENDED APPROPRIATIONS - APPROPRIATIONS RECEIVED	-	-5,654,410,455.44	0.00	-5,654,410,455.44
331000	-	CUMULATIVE RESULTS OF OPERATIONS	-	-251,564,289.45	0.00	-251,564,289.45
Subtotal				-2,625,185,007.98	14,143,843.83	-2,611,041,164.15
411400	TFMA53110010	INTEREST ON INVESTMENTS	MN	48,483,688.26	14,859,694.20	63,343,382.46
	TFMA56400100	DOJ ASSET FORFEITURES	MN	43,943,540.50	60,000.00	44,003,540.50
	XXXXXXXXXX	APPROPRIATED TRUST OR SPECIAL FUND RECEIPTS	XX	4,491.61	0.00	4,491.61
Subtotal				92,431,720.37	14,919,694.20	107,351,414.57
411900	XXXXXXXXXX	OTHER APPROPRIATIONS REALIZED	MN	5,654,410,455.44	0.00	5,654,410,455.44
Subtotal				5,654,410,455.44	0.00	5,654,410,455.44
412000	-	APPROPRIATIONS ANTICIPATED - INDEFINITE	MN	82,572,771.24	-14,919,694.20	67,653,077.04
	-	APPROPRIATIONS ANTICIPATED - INDEFINITE	XX	-4,491.61	0.00	-4,491.61
Subtotal				82,568,279.63	-14,919,694.20	67,648,585.43
420100	-	PRIOR YEAR DELIVERED ORDERS - OBLIGATIONS-PAID	MB	-1,042,478,264.04	0.00	-1,042,478,264.04
	-	PRIOR YEAR DELIVERED ORDERS - OBLIGATIONS-PAID	MN	-2,159,344,079.02	0.00	-2,159,344,079.02
	-	TOTAL ACTUAL RESOURCES - COLLECTED	MN	3,453,377,308.07	0.00	3,453,377,308.07
Subtotal				251,554,965.01	0.00	251,554,965.01
438200	XXXXXXXXXX	TEMPORARY REDUCTION - NEW BUDGET AUTHORITY	XX	-1,140,000.00	0.00	-1,140,000.00
Subtotal				-1,140,000.00	0.00	-1,140,000.00
438400	XXXXXXXXXX	TEMPORARY REDUCTION/CANCELLATION RETURNED BY APPROPRIATION	MN	1,887,000.00	0.00	1,887,000.00
	XXXXXXXXXX	TEMPORARY REDUCTION/CANCELLATION RETURNED BY APPROPRIATION	XX	-1,887,000.00	0.00	-1,887,000.00
Subtotal				0.00	0.00	0.00
451000	-	APPORTIONMENTS	MN	0.00	0.00	0.00
459000	-	APPORTIONMENTS - ANTICIPATED RESOURCES - PROGRAMS SUBJECT TO APPORTIONMENT	MN	-82,572,771.24	14,919,694.20	-67,653,077.04
	-	APPORTIONMENTS - ANTICIPATED RESOURCES - PROGRAMS SUBJECT TO APPORTIONMENT	XX	4,491.61	0.00	4,491.61
Subtotal				-82,568,279.63	14,919,694.20	-67,648,585.43
461000	-	ALLOTMENTS - BUDGET AUTHORITY	MN	-3,279,622,635.92	-14,071,697.32	-3,293,694,333.24
	-	ALLOTMENTS - BUDGET AUTHORITY	XX	-4,491.61	0.00	-4,491.61
Subtotal				-3,279,627,127.53	-14,071,697.32	-3,293,698,824.85
480100	TFMA61002200	OPERATING EXPENSES	MN	0.00	0.00	0.00
Subtotal				0.00	0.00	0.00
490200	TFMA61002200	OPERATING EXPENSES	MN	-2,593,143,189.69	-847,996.88	-2,593,991,186.57
	TFMA61002300	DOJ PAYMENTS FOR VICTIMS OF STATE SPONSORED TERRORISM	MN	-124,486,823.60	0.00	-124,486,823.60
Subtotal				-2,717,630,013.29	-847,996.88	-2,718,478,010.17
531100	TFMA53110010	INTEREST ON INVESTMENTS	-	-48,501,621.82	-15,225,843.17	-63,727,464.99
Subtotal				-48,501,621.82	-15,225,843.17	-63,727,464.99
564000	TFMA56400100	DOJ ASSET FORFEITURES	-	-43,943,540.50	-60,000.00	-44,003,540.50
Subtotal				-43,943,540.50	-60,000.00	-44,003,540.50
610000	TFMA61002200	OPERATING EXPENSES	-	2,593,143,189.69	847,996.88	2,593,991,186.57
	TFMA61002300	DOJ PAYMENTS FOR VICTIMS OF STATE SPONSORED TERRORISM	-	124,486,823.60	0.00	124,486,823.60
Subtotal				2,717,630,013.29	847,996.88	2,718,478,010.17
577600	TFMA53110010	INTEREST ON INVESTMENTS	-	0.00	294,002.46	294,002.46
721100	XXXXXXXXXX	LOSSES ON DISPOSITION OF INVESTMENTS - NON EXCHANGE	-	157.01	0.00	157.01
Subtotal				157.01	294,002.46	294,159.47
Grand Total				0.00	0.00	0.00

United States Victims of State Sponsored Terrorism Trust Fund
Investment Related - Trial Balance - Unaudited
15X5608 - General
FY 2023
July 1, 2023 through July 31, 2023
Period Name: 2023-10

USSGL	COST CENTER	USSGL/COST CENTER DESCRIPTION	MANDATORY(M)/DISCRETIONARY(D) BALANCE(B)/NEW(N), COMBINATION(XX)	BEGINNING MONTHLY BALANCE	NET MONTHLY ACTIVITY	YEAR TO DATE BALANCE
101000	-	FUND BALANCE WITH TREASURY	-	33,733,402.67	-653,177.97	33,080,224.70
134200	-	INTEREST RECEIVABLE - INVESTMENTS	-	0.00	0.00	0.00
161000	-	INVESTMENTS IN U.S. TREASURY SECURITIES ISSUED BY THE BUREAU OF THE FISCAL SERVICE	-	164,576,850.14	648,332.57	165,225,182.71
161100	-	DISCOUNT ON U.S. TREASURY SECURITIES ISSUED BY THE BUREAU OF THE FISCAL SERVICE	-	-159,364.70	-6,732.87	-166,097.57
161300	-	AMORTIZATION OF DISCOUNT AND PREMIUM ON U.S. TREASURY SECURITIES ISSUED BY THE BUREAU OF THE FISCAL SERVICE	-	22,766.39	72,146.51	94,912.90
331000	-	CUMULATIVE RESULTS OF OPERATIONS	-	-251,564,289.45	0.00	-251,564,289.45
Subtotal				-53,390,634.95	60,568.24	-53,330,066.71
411400	TFMA53110010	INTEREST ON INVESTMENTS	MN	5,657,512.54	776,418.61	6,433,931.15
	TFMA56400100	DOJ ASSET FORFEITURES	MN	43,943,540.50	60,000.00	44,003,540.50
	XXXXXXXXXX	APPROPRIATED TRUST OR SPECIAL FUND RECEIPTS	XX	4,491.61	0.00	4,491.61
Subtotal				49,605,544.65	836,418.61	50,441,963.26
412000	-	APPROPRIATIONS ANTICIPATED - INDEFINITE	MN	125,398,946.96	-836,418.61	124,562,528.35
	-	APPROPRIATIONS ANTICIPATED - INDEFINITE	XX	-4,491.61	0.00	-4,491.61
Subtotal				125,394,455.35	-836,418.61	124,558,036.74
420100	-	PRIOR YEAR DELIVERED ORDERS - OBLIGATIONS-PAID	MB	-1,042,478,264.04	0.00	-1,042,478,264.04
	-	PRIOR YEAR DELIVERED ORDERS - OBLIGATIONS-PAID	MN	-2,159,344,079.02	0.00	-2,159,344,079.02
	-	TOTAL ACTUAL RESOURCES - COLLECTED	MN	3,453,377,308.07	0.00	3,453,377,308.07
Subtotal				251,554,965.01	0.00	251,554,965.01
438200	XXXXXXXXXX	TEMPORARY REDUCTION - NEW BUDGET AUTHORITY	XX	-1,140,000.00	0.00	-1,140,000.00
Subtotal				-1,140,000.00	0.00	-1,140,000.00
438400	XXXXXXXXXX	TEMPORARY REDUCTION/CANCELLATION RETURNED BY APPROPRIATION	MN	1,887,000.00	0.00	1,887,000.00
	XXXXXXXXXX	TEMPORARY REDUCTION/CANCELLATION RETURNED BY APPROPRIATION	XX	-1,887,000.00	0.00	-1,887,000.00
Subtotal				0.00	0.00	0.00
451000	-	APPORTIONMENTS	MN	0.00	0.00	0.00
459000	-	APPORTIONMENTS - ANTICIPATED RESOURCES - PROGRAMS SUBJECT TO APPORTIONMENT	MN	-125,398,946.96	836,418.61	-124,562,528.35
	-	APPORTIONMENTS - ANTICIPATED RESOURCES - PROGRAMS SUBJECT TO APPORTIONMENT	XX	4,491.61	0.00	4,491.61
Subtotal				-125,394,455.35	836,418.61	-124,558,036.74
461000	-	ALLOTMENTS - BUDGET AUTHORITY	MN	-197,006,553.51	11,578.27	-196,994,975.24
	-	ALLOTMENTS - BUDGET AUTHORITY	XX	-4,491.61	0.00	-4,491.61
Subtotal				-197,011,045.12	11,578.27	-196,999,466.85
480100	TFMA61002200	OPERATING EXPENSES	MN	0.00	0.00	0.00
Subtotal				0.00	0.00	0.00
490200	TFMA61002200	OPERATING EXPENSES	MN	-3,009,463.04	-847,996.88	-3,857,459.92
	TFMA61002300	DOJ PAYMENTS FOR VICTIMS OF STATE SPONSORED TERRORISM	MN	-100,000,001.50	0.00	-100,000,001.50
Subtotal				-103,009,464.54	-847,996.88	-103,857,461.42
531100	TFMA53110010	INTEREST ON INVESTMENTS	-	-5,675,446.10	-1,142,567.58	-6,818,013.68
Subtotal				-5,675,446.10	-1,142,567.58	-6,818,013.68
564000	TFMA56400100	DOJ ASSET FORFEITURES	-	-43,943,540.50	-60,000.00	-44,003,540.50
Subtotal				-43,943,540.50	-60,000.00	-44,003,540.50
610000	TFMA61002200	OPERATING EXPENSES	-	3,009,463.04	847,996.88	3,857,459.92
	TFMA61002300	DOJ PAYMENTS FOR VICTIMS OF STATE SPONSORED TERRORISM	-	100,000,001.50	0.00	100,000,001.50
Subtotal				103,009,464.54	847,996.88	103,857,461.42
577600	TFMA53110010	INTEREST ON INVESTMENTS	-	0.00	294,002.46	294,002.46
721100	XXXXXXXXXX	LOSSES ON DISPOSITION OF INVESTMENTS - NON EXCHANGE	-	157.01	0.00	157.01
Subtotal				157.01	294,002.46	294,159.47
Grand				0.00	0.00	0.00

United States Victims of State Sponsored Terrorism Trust Fund
Investment Related - Trial Balance - Unaudited
15X56081 - Fairness for 9/11 Families Act
FY 2023
July 1, 2023 through July 31, 2023
Period Name: 2023-10

USSGL	COST CENTER	USSGL/COST CENTER DESCRIPTION	MANDATORY(M)/DISCRETIONARY(D) BALANCE(B)/NEW(N), COMBINATION(XX)	BEGINNING MONTHLY BALANCE	NET MONTHLY ACTIVITY	YEAR TO DATE BALANCE
101000	-	FUND BALANCE WITH TREASURY	-	0.00	0.00	0.00
134200	-	INTEREST RECEIVABLE - INVESTMENTS	-	0.00	0.00	0.00
161000	-	INVESTMENTS IN U.S TREASURY SECURITIES ISSUED BY THE BUREAU OF THE FISCAL SERVICE	-	44,725,750.14	204,334.60	44,930,084.74
310100	-	UNEXPENDED APPROPRIATIONS - APPROPRIATIONS RECEIVED	-	-2,654,410,455.44	0.00	-2,654,410,455.44
Subtotal				-2,609,684,705.30	204,334.60	-2,609,480,370.70
411400	TFMA53110010	INTEREST ON INVESTMENTS	MN	4,935,843.45	204,334.60	5,140,178.05
Subtotal				4,935,843.45	204,334.60	5,140,178.05
411900	XXXXXXXXXX	OTHER APPROPRIATIONS REALIZED	MN	2,654,410,455.44	0.00	2,654,410,455.44
Subtotal				2,654,410,455.44	0.00	2,654,410,455.44
412000	-	APPROPRIATIONS ANTICIPATED - INDEFINITE	MN	-4,935,843.45	-204,334.60	-5,140,178.05
Subtotal				-4,935,843.45	-204,334.60	-5,140,178.05
459000	-	APPORTIONMENTS - ANTICIPATED RESOURCES - PROGRAMS SUBJECT TO APPORTIONMENT	MN	4,935,843.45	204,334.60	5,140,178.05
Subtotal				4,935,843.45	204,334.60	5,140,178.05
461000	-	ALLOTMENTS - BUDGET AUTHORITY	MN	-44,725,750.14	-204,334.60	-44,930,084.74
Subtotal				-44,725,750.14	-204,334.60	-44,930,084.74
490200	TFMA61002200	OPERATING EXPENSES	MN	-2,590,133,726.65	0.00	-2,590,133,726.65
	TFMA61002300	DOJ PAYMENTS FOR VICTIMS OF STATE SPONSORED TERRORISM	MN	-24,486,822.10	0.00	-24,486,822.10
Subtotal				-2,614,620,548.75	0.00	-2,614,620,548.75
531100	TFMA53110010	INTEREST ON INVESTMENTS	-	-4,935,843.45	-204,334.60	-5,140,178.05
Subtotal				-4,935,843.45	-204,334.60	-5,140,178.05
610000	TFMA61002200	OPERATING EXPENSES	-	2,590,133,726.65	0.00	2,590,133,726.65
	TFMA61002300	DOJ PAYMENTS FOR VICTIMS OF STATE SPONSORED TERRORISM	-	24,486,822.10	0.00	24,486,822.10
Subtotal				2,614,620,548.75	0.00	2,614,620,548.75
Grand Total				0.00	0.00	0.00

United States Victims of State Sponsored Terrorism Trust Fund
Investment Related - Trial Balance - Unaudited
15X56082 - Beirut and Khobar Towers
FY 2023
July 1, 2023 through July 31, 2023
Period Name: 2023-10

USSGL	COST CENTER	USSGL/COST CENTER DESCRIPTION	MANDATORY(M)/DISCRETIONARY(D) BALANCE(B)/NEW(N), COMBINATION(XX)	BEGINNING MONTHLY BALANCE	NET MONTHLY ACTIVITY	YEAR TO DATE BALANCE
101000	-	FUND BALANCE WITH TREASURY	-	0.00	0.00	0.00
134200	-	INTEREST RECEIVABLE - INVESTMENTS	-	0.00	0.00	0.00
161000	-	INVESTMENTS IN U.S TREASURY SECURITIES ISSUED BY THE BUREAU OF THE FISCAL SERVICE	-	3,037,890,332.27	13,878,940.99	3,051,769,273.26
310100	-	UNEXPENDED APPROPRIATIONS - APPROPRIATIONS RECEIVED	-	-3,000,000,000.00	0.00	-3,000,000,000.00
Subtotal				37,890,332.27	13,878,940.99	51,769,273.26
411400	TFMA53110010	INTEREST ON INVESTMENTS	MN	37,890,332.27	13,878,940.99	51,769,273.26
Subtotal				37,890,332.27	13,878,940.99	51,769,273.26
411900	XXXXXXXXXX	OTHER APPROPRIATIONS REALIZED	MN	3,000,000,000.00	0.00	3,000,000,000.00
Subtotal				3,000,000,000.00	0.00	3,000,000,000.00
412000	-	APPROPRIATIONS ANTICIPATED - INDEFINITE	MN	-37,890,332.27	-13,878,940.99	-51,769,273.26
Subtotal				-37,890,332.27	-13,878,940.99	-51,769,273.26
459000	-	APPORTIONMENTS - ANTICIPATED RESOURCES - PROGRAMS SUBJECT TO APPORTIONMENT	MN	37,890,332.27	13,878,940.99	51,769,273.26
Subtotal				37,890,332.27	13,878,940.99	51,769,273.26
461000	-	ALLOTMENTS - BUDGET AUTHORITY	MN	-3,037,890,332.27	-13,878,940.99	-3,051,769,273.26
Subtotal				-3,037,890,332.27	-13,878,940.99	-3,051,769,273.26
531100	TFMA53110010	INTEREST ON INVESTMENTS	-	-37,890,332.27	-13,878,940.99	-51,769,273.26
Subtotal				-37,890,332.27	-13,878,940.99	-51,769,273.26
Grand Total				0.00	0.00	0.00

United States Victims of State Sponsored Terrorism Trust Fund
Investment Related - Balance Sheet - Unaudited
15X5608 - Combined
FY 2023
July 31, 2023
Period Name: 2023-10

Account Type	Account Description	Ending Balance
ASSETS	FUND BALANCE WITH TREASURY	33,080,224.70
	INVESTMENTS IN U.S TREASURY SECURITIES ISSUED BY THE BUREAU OF THE FISCAL SERVICE	3,261,924,540.71
	DISCOUNT ON U.S. TREASURY SECURITIES ISSUED BY THE BUREAU OF THE FISCAL SERVICE	-166,097.57
	AMORTIZATION OF DISCOUNT AND PREMIUM ON U.S. TREASURY SECURITIES ISSUED BY THE BUREAU OF THE FISCAL SERVICE	94,912.90
TOTALS		3,294,933,580.74
LIABILITY & EQUITY	UNEXPENDED APPROPRIATIONS - APPROPRIATIONS RECEIVED	-5,654,410,455.44
	CUMULATIVE RESULTS OF OPERATIONS	-251,564,289.45
	NET INCOME	2,611,041,164.15
TOTALS		-3,294,933,580.74

United States Victims of State Sponsored Terrorism Trust Fund
Investment Related - Balance Sheet - Unaudited
15X5608 - General
FY 2023
July 31, 2023
Period Name: 2023-10

Account Type	Account Description	Ending Balance
ASSETS	FUND BALANCE WITH TREASURY	33,080,224.70
	INVESTMENTS IN U.S TREASURY SECURITIES ISSUED BY THE BUREAU OF THE FISCAL SERVICE	165,225,182.71
	DISCOUNT ON U.S. TREASURY SECURITIES ISSUED BY THE BUREAU OF THE FISCAL SERVICE	-166,097.57
	AMORTIZATION OF DISCOUNT AND PREMIUM ON U.S. TREASURY SECURITIES ISSUED BY THE BUREAU OF THE FISCAL SERVICE	94,912.90
TOTALS		<u>198,234,222.74</u>
LIABILITY & EQUITY	CUMULATIVE RESULTS OF OPERATIONS	-251,564,289.45
	NET INCOME	53,330,066.71
TOTALS		<u>-198,234,222.74</u>

United States Victims of State Sponsored Terrorism Trust Fund
Investment Related - Balance Sheet - Unaudited
15X56081 - Fairness for 9/11 Families Act
FY 2023
July 31, 2023
Period Name: 2023-10

Account Type	Account Description	Ending Balance
ASSETS	INVESTMENTS IN U.S TREASURY SECURITIES ISSUED BY THE BUREAU OF THE FISCAL SERVICE	44,930,084.74
TOTALS		<u>44,930,084.74</u>
LIABILITY & EQUITY	UNEXPENDED APPROPRIATIONS - APPROPRIATIONS RECEIVED	-2,654,410,455.44
	NET INCOME	2,609,480,370.70
TOTALS		<u>-44,930,084.74</u>

United States Victims of State Sponsored Terrorism Trust Fund
Investment Related - Balance Sheet - Unaudited
15X56082 - Beirut and Khobar Towers
FY 2023
July 31, 2023
Period Name: 2023-10

Account Type	Account Description	Ending Balance
ASSETS	INVESTMENTS IN U.S TREASURY SECURITIES ISSUED BY THE BUREAU OF THE FISCAL SERVICE	3,051,769,273.26
TOTALS		<u>3,051,769,273.26</u>
LIABILITY & EQUITY	UNEXPENDED APPROPRIATIONS - APPROPRIATIONS RECEIVED	-3,000,000,000.00
	NET INCOME	-51,769,273.26
TOTALS		<u>-3,051,769,273.26</u>

United States Victims of State Sponsored Terrorism Trust Fund
Investment Related - Income Statement - Unaudited
15X5608 - Combined
FY 2023
October 1, 2022 through July 31, 2023
Period Name: 2023-10

Revenue Type	USSGL	Ussgl Description	Cost Center	Cost Center Description	Activity	Ending Balance
INCOME	531100	INTEREST REVENUE - INVESTMENTS - NON EXCHANGE	TFMA53110010	INTEREST ON INVESTMENTS	-15,225,843.17	-63,727,464.99
	SUM USSGL				-15,225,843.17	-63,727,464.99
	564000	FORFEITURE REVENUE - CASH AND CASH EQUIVALENTS	TFMA56400100	DOJ ASSET FORFEITURES	-60,000.00	-44,003,540.50
	SUM USSGL				-60,000.00	-44,003,540.50
TOTAL					-15,285,843.17	-107,731,005.49
EXPENSES	610000	OPERATING EXPENSES/PROGRAM COSTS	TFMA61002200	OPERATING EXPENSES	847,996.88	2,593,991,186.57
			TFMA61002300	DOJ PAYMENTS FOR VICTIMS OF STATE SPONSORED TERRORISM	0.00	124,486,823.60
	SUM USSGL				847,996.88	2,718,478,010.17
	577600	NONBUDGETARY FINANCING SOURCES TRANSFERRED OUT	TFMA53110010	INTEREST ON INVESTMENTS	294,002.46	294,002.46
	SUM USSGL				294,002.46	294,002.46
	721100	LOSSES ON DISPOSITION OF INVESTMENTS - NON EXCHANGE	XXXXXXXXXXXX	DEFAULT CAM1	0.00	157.01
	SUM USSGL				0.00	157.01
TOTAL					1,141,999.34	2,718,772,169.64
Grand Total					-14,143,843.83	2,611,041,164.15

United States Victims of State Sponsored Terrorism Trust Fund
Investment Related - Income Statement - Unaudited
15X5608 - General
FY 2023
October 1, 2022 through July 31, 2023
Period Name: 2023-10

Revenue Type	USSGL	Ussgl Description	Cost Center	Cost Center Description	Activity	Ending Balance
INCOME	531100	INTEREST REVENUE - INVESTMENTS - NON EXCHANGE	TFMA53110010	INTEREST ON INVESTMENTS	-1,142,567.58	-6,818,013.68
	SUM USSGL				-1,142,567.58	-6,818,013.68
	564000	FORFEITURE REVENUE - CASH AND CASH EQUIVALENTS	TFMA56400100	DOJ ASSET FORFEITURES	-60,000.00	-44,003,540.50
	SUM USSGL				-60,000.00	-44,003,540.50
TOTAL					-1,202,567.58	-50,821,554.18
EXPENSES	610000	OPERATING EXPENSES/PROGRAM COSTS	TFMA61002200 TFMA61002300	OPERATING EXPENSES DOJ PAYMENTS FOR VICTIMS OF STATE SPONSORED TERRORISM	847,996.88 0.00	3,857,459.92 100,000,001.50
	SUM USSGL				847,996.88	103,857,461.42
	577600	NONBUDGETARY FINANCING SOURCES TRANSFERRED OUT	TFMA53110010	INTEREST ON INVESTMENTS	294,002.46	294,002.46
	SUM USSGL				294,002.46	294,002.46
	721100	LOSSES ON DISPOSITION OF INVESTMENTS - NON EXCHANGE	XXXXXXXXXXXX	DEFAULT CAM1	0.00	157.01
SUM USSGL				0.00	157.01	
TOTAL					1,141,999.34	104,151,620.89
Grand Total					-60,568.24	53,330,066.71

United States Victims of State Sponsored Terrorism Trust Fund
Investment Related - Income Statement - Unaudited
15X56081 - Fairness for 9/11 Families Act
FY 2023
October 1, 2022 through July 31, 2023
Period Name: 2023-10

Revenue Type	USSGL	Ussgl Description	Cost Center	Cost Center Description	Activity	Ending Balance
INCOME	531100	INTEREST REVENUE - INVESTMENTS - NON EXCHANGE	TFMA53110010	INTEREST ON INVESTMENTS	-204,334.60	-5,140,178.05
	SUM USSGL				-204,334.60	-5,140,178.05
TOTAL					-204,334.60	-5,140,178.05
EXPENSES	610000	OPERATING EXPENSES/PROGRAM COSTS	TFMA61002200 TFMA61002300	OPERATING EXPENSES DOJ PAYMENTS FOR VICTIMS OF STATE SPONSORED TERRORISM	0.00 0.00	2,590,133,726.65 24,486,822.10
	SUM USSGL				0.00	2,614,620,548.75
TOTAL					0.00	2,614,620,548.75
Grand Total					-204,334.60	2,609,480,370.70

United States Victims of State Sponsored Terrorism Trust Fund
Investment Related - Income Statement - Unaudited
15X56082 - Beirut and Khobar Towers
FY 2023
October 1, 2022 through July 31, 2023
Period Name: 2023-10

Revenue Type	USSGL	Ussgl Description	Cost Center	Cost Center Description	Activity	Ending Balance
INCOME	531100	INTEREST REVENUE - INVESTMENTS - NON EXCHANGE	TFMA53110010	INTEREST ON INVESTMENTS	-13,878,940.99	-51,769,273.26
	SUM USSGL				-13,878,940.99	-51,769,273.26
TOTAL					-13,878,940.99	-51,769,273.26
Grand Total					-13,878,940.99	-51,769,273.26

United States Victims of State Sponsored Terrorism Trust Fund
Monthly Transaction Activity
15X5608 - Combined
FY 2023
July 2023
Period Name: 2023-10

TRANSACTION CODE	DESCRIPTION	MANDATORY/DISCRETIONARY	BFY	PERIOD	POSTED DATE	AMOUNT
TFMA56400100	DOJ ASSET FORFEITURES	MN	2023	2023-10	07/12/2023	-60,000.00
TFMA56400100	DOJ ASSET FORFEITURES	Subtotal				-60,000.00
Total						-60,000.00
TFMA61002200	OPERATING EXPENSES	MN	2023	2023-10	07/10/2023	38,747.66
TFMA61002200	OPERATING EXPENSES	MN	2023	2023-10	07/12/2023	4,225.97
TFMA61002200	OPERATING EXPENSES	MN	2023	2023-10	07/21/2023	24,283.96
TFMA61002200	OPERATING EXPENSES	MN	2023	2023-10	07/24/2023	40,749.05
TFMA61002200	OPERATING EXPENSES	MN	2023	2023-10	07/25/2023	7,827.74
TFMA61002200	OPERATING EXPENSES	MN	2023	2023-10	07/27/2023	732,162.50
TFMA61002200	OPERATING EXPENSES	Subtotal				847,996.88
Total						847,996.88
Grand Total						787,996.88

United States Victims of State Sponsored Terrorism Trust Fund
Monthly Transaction Activity
15X5608 - General
FY 2023
July 2023
Period Name: 2023-10

TRANSACTION CODE	DESCRIPTION	MANDATORY/DISCRETIONARY	BFY	PERIOD	POSTED DATE	AMOUNT
TFMA56400100	DOJ ASSET FORFEITURES	MN	2023	2023-10	07/12/2023	-60,000.00
TFMA56400100	DOJ ASSET FORFEITURES	Subtotal				-60,000.00
Total						-60,000.00
TFMA61002200	OPERATING EXPENSES	MN	2023	2023-10	07/10/2023	38,747.66
TFMA61002200	OPERATING EXPENSES	MN	2023	2023-10	07/12/2023	4,225.97
TFMA61002200	OPERATING EXPENSES	MN	2023	2023-10	07/21/2023	24,283.96
TFMA61002200	OPERATING EXPENSES	MN	2023	2023-10	07/24/2023	40,749.05
TFMA61002200	OPERATING EXPENSES	MN	2023	2023-10	07/25/2023	7,827.74
TFMA61002200	OPERATING EXPENSES	MN	2023	2023-10	07/27/2023	732,162.50
TFMA61002200	OPERATING EXPENSES	Subtotal				847,996.88
Total						847,996.88
Grand Total						787,996.88

United States Victims of State Sponsored Terrorism Trust Fund
Monthly Transaction Activity
15X56081 - Fairness for 9/11 Families Act
FY 2023
July 2023
Period Name: 2023-10

TRANSACTION CODE	DESCRIPTION	MANDATORY/DISCRETIONARY	BFY	PERIOD	POSTED DATE	AMOUNT
------------------	-------------	-------------------------	-----	--------	-------------	--------

United States Victims of State Sponsored Terrorism Trust Fund
Monthly Transaction Activity
15X56082 - Beirut and Khobar Towers
FY 2023
July 2023
Period Name: 2023-10

TRANSACTION CODE	DESCRIPTION	MANDATORY/DISCRETIONARY	BFY	PERIOD	POSTED DATE	AMOUNT
------------------	-------------	-------------------------	-----	--------	-------------	--------

United States Victims of State Sponsored Terrorism Trust Fund

15X5608

July 2023

Footnotes

(1) Summary of Significant Accounting Policies

(a) Reporting Entity

The accompanying Balance Sheet of the United States Victims of State Sponsored Terrorism Fund (the Fund) and related Income Statement pertain to the aspects of the Fund that is serviced by the Fund Management Branch (FMB) of the Bureau of the Fiscal Service (Fiscal Service) of the U.S. Department of the Treasury (Treasury). The Fund was created by the United States Victims of State Sponsored Terrorism Act, 34 USC 20144(e).

FMB acts as a service organization which processes receipts, disbursements, and transfers related to the Fund based upon information received and recorded by FMB. As part of its functions, Fiscal Service also manages the investments, maintains related accounting records and supporting documentation, and reports financial activity. The financial activity reported in the accompanying Balance Sheet and Income Statement is limited to the activities performed by FMB.

The program agency is responsible for reporting on the financial position of the trust fund. As such, the financial position of the trust fund in the program agency's records may differ from what has been illustrated in the accompanying Balance Sheet and Income Statement.

(b) Basis of Presentation

The Balance Sheet and Income Statement have been prepared to report the assets and liabilities of the Fund under the function performed by FMB, and the related activity, in accordance with the measurement and criteria discussed below.

(c) Basis of Accounting

The Investments on the Balance Sheet, and Interest Revenue on Investments reported on the Income Statement, are reported using the accrual basis of accounting. All other accounts and activity reported on the Balance Sheet, and Income Statement, are reported on the cash basis.

(d) Fund Balance with Treasury

The Fund does not maintain cash in commercial bank accounts. Treasury processes cash receipts and disbursements. Fund Balance with Treasury represents net revenue, disposition of revenue, and investment activity. Fund Balance with Treasury is reported based on the balance reported by the Fiscal Service's Government-wide Accounting and Reporting Modernization Project (GWA) Account Statement and reconciling transactions identified and recorded by FMB.

(e) Interest Receivables

Interest receivables are calculated and reported by FMB based on the investment terms received and recorded by FMB from Fiscal Service's Federal Investments & Borrowings Branch (FIBB) in the investment confirmations and monthly statements of account.

(f) Investments

Authorizing legislation specifies how the Fund should be managed and which financial instruments constitute appropriate investments for the Fund. The Fund is invested in non-marketable market-based securities as authorized by legislation. Market-based securities are Treasury securities that are not traded on any securities exchange, but mirror the prices of marketable securities with similar terms. Market-based securities are issued and redeemed by FIBB.

FMB follows Treasury fiscal investment policy guidelines. The securities are acquired and held in the name of the Secretary of the Treasury for the Fund. The interest on and proceeds from the sale or redemption of any security held for the Fund is credited to the Fund.

Investments are calculated and reported at net cost based on the cost and premium/discount amounts reported to FMB in the investment confirmations and monthly statements of account received from FIBB.

Link to Fiscal Service's Federal Investments & Borrowings Branch Investment Statement of Account: [FIBB Investment Account Statement](#)

[FIB Investment Account Statement](#)

(g) Equity

Equity is calculated and reported by FMB based on the assets of the trust fund. Equity is calculated as the difference between Total Assets and Total Liabilities.

(h) Interest Revenue

Interest revenue is reported based on the amounts received and recorded by FMB from FIBB in the monthly statements of account and accrued interest and amortization calculated by FMB. Amortization of any premiums and discounts on investments is calculated and reported by FMB based on the investment terms reported to FMB by FIBB using the straight-line method for investments with a term equal to or less than one year and using the level yield method which approximates the interest method for investments with a term of greater than one year.

As stated above in (c) Basis of Accounting, the Investments on the Balance Sheet and Interest Revenue on Investments reported on the Income Statement are reported using the accrual basis of accounting. The following amounts represent cash basis interest earnings for the current month and the current fiscal year to date.

	<u>Current Month</u>	<u>Fiscal Year-to-Date</u>
15X5608	\$776,418.61	\$6,433,931.15
15X56081	\$204,334.60	\$5,140,178.05
15X56082	\$13,878,940.99	\$51,769,273.26
	\$14,859,694.20	\$63,343,382.46

United States Victims of State Sponsored Terrorism Trust Fund

15X5608

July 2023

Footnotes

(i) Disbursements

Disbursements from the Fund to the Department of Justice, which is responsible for the ultimate disposition of such funds, to cover program administration and related costs as defined by law, are made in accordance with the authorizing legislation.

(2) Related Parties

FMB, on behalf of the Secretary of the Treasury, invests receipts in Treasury securities, redeems securities and transfers funds to the program agency, maintains accounting records for receipts and disbursements of the Fund, and reports Fund financial activity to the program agencies and other interested parties. The program agency determines the disposition of the Fund balances.
